

# THE INCREDIBLE HULK™

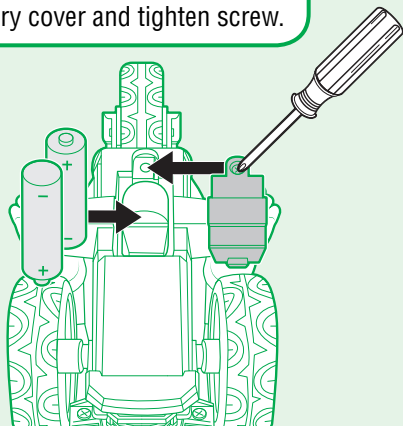
 **x2 ALKALINE BATTERIES REQUIRED**  
1.5V AA/LR6 size  
**NOT INCLUDED**

Phillips/cross head screwdriver (not included) needed to insert batteries.

## Zoom N' Go HULK™ Chopper Trike

To install batteries:

1. Using a Phillips/cross head screwdriver (not included), unscrew battery cover.
2. Insert 2 fresh 1.5 V "AA" or LR6 batteries. See diagram for polarity.
3. Replace battery cover and tighten screw.



### **CAUTION:**

Hair entanglement may result if child's hair comes in contact with moving parts of toy. Adult supervision is required.

**AGES 3+**  
78377/78374 Asst.

### **IMPORTANT: BATTERY INFORMATION**

Please retain this information for future reference. Batteries should be replaced by an adult.

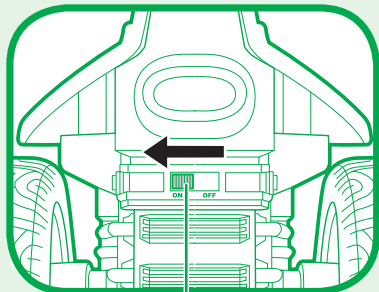
### **CAUTION: TO AVOID BATTERY LEAKAGE**

1. Be sure to insert the batteries correctly and always follow the toy and battery manufacturers' instructions;
2. Do not mix old and new batteries or alkaline, standard (carbon-zinc) or rechargeable (nickel-cadmium) batteries;
3. Always remove weak or dead batteries from the product.

### **CAUTION:**


1. Always follow the instructions carefully. Use only batteries specified and be sure to insert item correctly by matching the + and - polarity markings.
2. Do not mix old and new batteries or standard (carbon-zinc) with alkaline batteries.
3. Remove exhausted or dead batteries from the product.
4. Remove batteries if product is not to be played with for a long time.
5. Do not short-circuit the supply terminals.
6. Should this product cause, or be affected by, local electrical interference, move it away from other electrical equipment. Reset (switching off and back on again or removing and reinserting batteries) if necessary.
7. **RECHARGEABLE BATTERIES:** Do not mix these with any other types of batteries. Always remove from the product before recharging. Recharge batteries under adult supervision. **DO NOT RECHARGE OTHER TYPES OF BATTERIES.**

**1** >> Turn switch to "On."



ON/OFF Switch

**2** >> Place wheels on floor.



**3** >> Always switch off when done playing.

Questions? Call: 1-800-327-8264



Not suitable for children  
under 3 years because of  
small parts — choking hazard.



The Incredible Hulk, the Movie: © 2007 MVL Film Finance LLC. Marvel, The Incredible Hulk, all character names and their distinctive likenesses: TM & © 2007 Marvel Entertainment, Inc. and its subsidiaries. All Rights Reserved.  
®\* and/or TM\* and © 2007 Hasbro. All Rights Reserved.  
TM & © denote U.S. Trademarks.

**P/N: 6772050000**